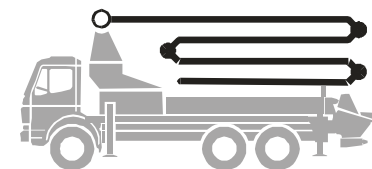


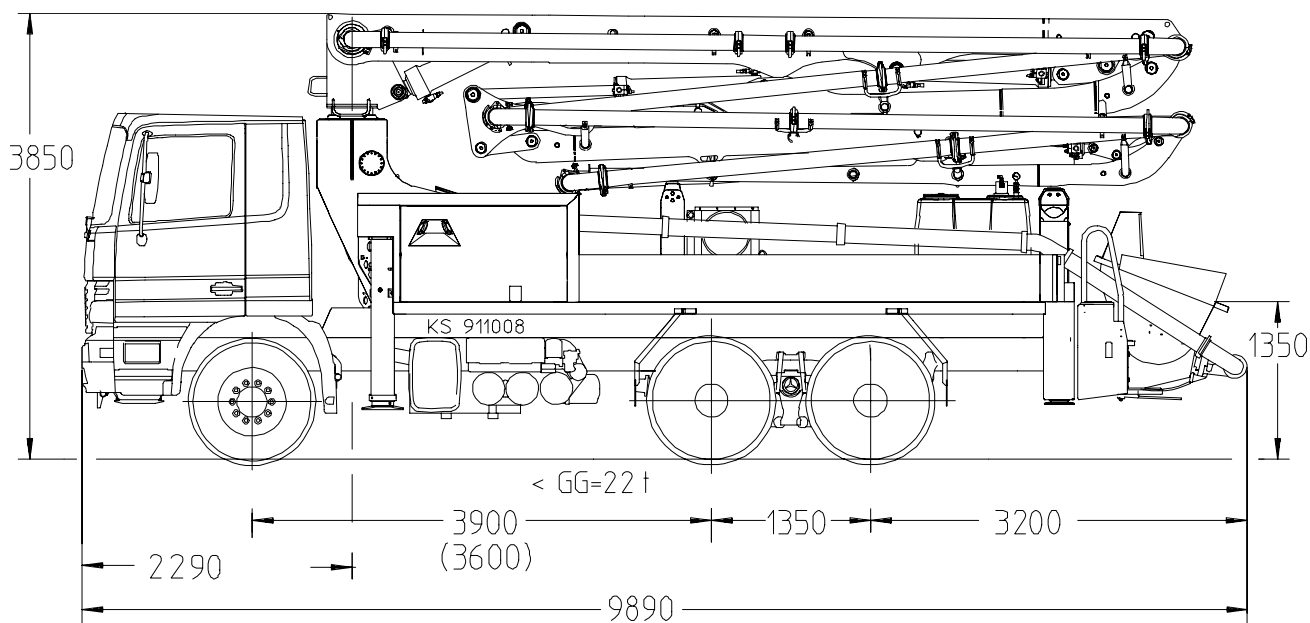
Truck-mounted concrete pump

Output up to 160 m³/h
Delivery pressure up to 130 bar



BSF 28.09 H

.11 H
.11 H LS
.14 H
.16 H
.16 H LS



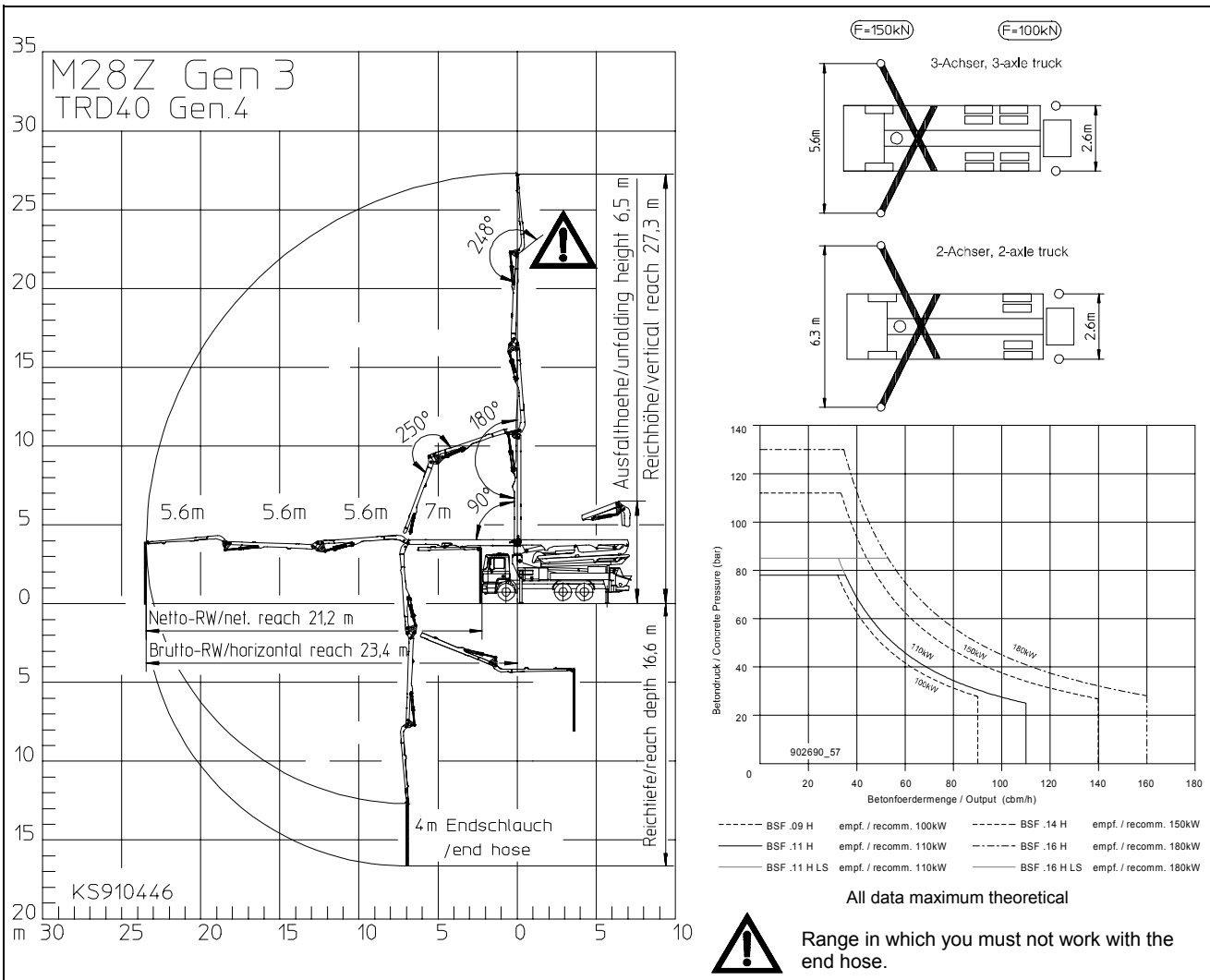
Note: Standard version. Dimensions and weights depend on truck and pump model.
Dimensions in mm, MB-Actros 2632 as example
3-axle truck with wheel base 3600 mm only possible if pumps .09 H or .11 H or .11 H LS are used.

Technical Data

Boom M 28			Pump	BSF	.09 H	.11 H	.11 H LS	.14 H	.16 H	.16 H LS	
Reach height	m	27.3	Rod side	Output	m ³ /h	-	-	-	140	160	-
Horizontal reach	gross	m		Del. press.	bar	-	-	-	70	85	-
	net	m		Strokes	1/min.	-	-	-	27	31	-
Reach depth max.	m	16.6	Piston side	Output	m ³ /h	90	110	110	88	108	160
Unfolding height	m	6.5		Del. press.	bar	78	78	85	112	130	85
End hose length	m	4		Strokes	1/min.	26	32	27	17	21	26
Number of arms				Del. cyl.	∅ mm	230	230	250	230	230	250
Folding system				Stroke	mm	1400	1400	1400	2100	2100	2100
Delivery line											

Delivery line boom max. 85 bar.
All data maximum theoretical.

Reach information diagram, Support, Performance diagram



Delivery scope

	Standard	Options Package *	Options Package Plus		Standard	Options Package *	Options Package Plus
support plates 4x in magazine	●			radio remote control prop.incl. CPC with output remote control by regulator, engine start/stop		●	●
concrete hopper RS 900 with agitator RS 900 M at BSF .11 H LS and BSF .16 H LS	●			splash guard foldable on rubber collar		●	●
diagnose interface, central for electric and hydraulic	●			EOC (Ergonic output control)		●	●
remote control CPC with 25 m cable with output remote control by regulator, engine start/stop	●			central lubrication hopper, electrical		●	●
central lubrication strip hopper	●			horn at the boom		●	●
rubber collar	●			flashlights for 2 support legs front			●
painting: arm assembly RAL 3020 signalred	●			lights 2x front side, for illumination support area front			●
painting: pump MB 1227 chrome yellow	●			high pressure water pump 100 bar with dry-run protection			●
flushing water pump 160 l/min 25 bar	●			vibrator, electrical			●
water tank 500 l	●			hard metal wear parts kit			●
concrete line DN125 5,5" 133x4	●						
concrete line DN125 5,5" PM 22 twin layer		●					
concrete line DN125 5,5" PM 252 Proline			●				
traffic permission kit		●	●				

* recommended in Europe

special: Ergonic Boom Control EBC

Please see quotation for exact serial delivery scope.